



PURELY BEAUTIFUL WATERWAYS 







*As stewards of the environment,
Otterbine Barebo, Inc. strives to sustain
our natural resources for future generations.
As demand for water increases exponentially,
it's more important than ever for us to be
environmentally conscious and do what
we can to aid in water conservation
and the treatment of earth's most
valuable asset, water.*

*For our most current product specifications
and promotions visit our website
WWW.OTTERBINE.COM*

Follow Us Online at:



TABLE OF CONTENTS

2	Otterbine Barebo, Inc.
5	Water Management
6	Surface and Subsurface Aeration Systems
8	Aerating Fountains
14	Industrial Aerators: Surface and Subsurface
18	Diffused Aeration
20	Giant Fountains
24	Small Pond Owners: Fractional Systems
28	Accessories
30	Fountain Glo™ Lighting
32	Power Control Center
32	Online Resources
32	Installation



OTTERBINE BAREBO, INC.

SIXTY YEARS AGO OTTERBINE pond and lake aeration systems were only available in wastewater treatment and commercial fish farms. In 1980 when Chuck and Terry Barebo purchased the Otterbine line they recognized that the need for clean water went beyond industrial applications to include areas such as; golf courses, parks, commercial complexes and any area where people and water connected. With this awareness, they purchased the Otterbine product line and the journey began of providing high quality aeration systems, aerating fountains and underwater lighting to these markets. The Barebo family tradition and commitment of providing superior products has strengthened



over the years as the second generation of Barebo's evolved into the business and made a name for Otterbine products through a worldwide distribution and service network. Otterbine Barebo, Inc. is recognized as the industry leader in the manufacturing of

aerating fountains and pond aeration systems, and they are proud that the Barebo family name goes on every product that is sold.

From conception throughout the life cycle of our products we implement rigorous performance and safety testing to insure that we deliver high quality, efficient and reliable products to market, and we support this with the industry's strongest and most inclusive warranties. Our dedication extends beyond our products to our customers with a dedicated team of employees that provide 24-hour design turn around and customer service standards that require all questions be answered within one business day.

Otterbine Barebo, Inc. also leads the industry by sponsoring educational sessions and actively participating in conservation programs both nationally and worldwide. The Barebo family's continued devotion to serving the needs of business partners, customers and the environment is evident in the exceptional products and services we provide; Otterbine Barebo, Inc. delivers effective, natural solutions that improve water quality so that it can be enjoyed for generations to come.





3HP GEMINI AND TWO 3HP ROCKETS
WITH LOW VOLTAGE FOUNTAIN GLO™
LIGHTS IN EMMAUS, PENNSYLVANIA





3 HP SUNBURST IN
HENDERSON, NEVADA



WATER MANAGEMENT

WITH POPULATIONS MULTIPLYING at increasing rates, the global demand for clean water is growing. Often land development creates pollutants that are rich in nutrients containing high levels of phosphorus and nitrogen that rob a pond of oxygen. Low oxygen levels combined with minimal circulation prematurely ages a water body and throws the natural ecosystem out of balance. Visible indicators that the pond is suffering from a lack of oxygen are algae, aquatic weeds, insects and foul odors - not only are these conditions unsightly but they can be detrimental if a pond is being used to water livestock or irrigate crops and turf. These indicators alert us to the need for implementing a water quality management solution.

The most natural water quality management solution is to introduce aeration into a pond or lake and induce oxygen into the water column creating

currents that eliminate stagnant water. Aeration mixes cool bottom water with warm surface water helping to eliminate thermal stratification. It also replenishes the depleted oxygen encouraging the production and longevity of healthy aerobic bacteria that consume excess nutrients and returns the water feature to a healthy and stable ecosystem. Otterbine aeration systems provide many benefits, but most importantly they improve water quality leaving clean, healthy ponds and lakes. To learn more about effective water management practices and the science of limnology please visit us at www.otterbine.com.



SURFACE AND SUBSURFACE AERATION SYSTEMS

OTTERBINE'S AERATION SYSTEMS consist of aerating fountains, industrial aerators and diffused air systems - each with unique features that should be reviewed when determining the needs of your water feature. Our aeration systems are widely used throughout the world by golf courses, corporations, parks, resorts, and homeowners to effectively manage the water quality of their ponds and lakes. Able to operate in effluent and brackish water, our systems have the strongest most comprehensive warranties in the industry and offer years of trouble-free service.



Two measurements of any aeration system regardless of configuration are oxygen transfer and pumping rates. Our focus to provide the most effective aeration systems is evident by being the only manufacturer to publish performance results from independent tests conducted on our products at accredited, third party laboratories throughout the U.S.A.

Choosing the right system is critical and depends on the amount of aquatic vegetation, the visual effect desired and the available power. When determining aeration vs. aesthetic needs, know that aeration systems should provide a minimum of 2.2lbs or 1kg of oxygen per horsepower hour, and produce pumping rates of 400GPM or 86m³/hr at a one horsepower level. Recommended sizing is 2HP per surface acre when using these products for water quality management.





3HP HIGH VOLUME AND 3HP
TRISTAR IN FARMINGTON, UTAH

AERATING FOUNTAINS



OUR AERATING FOUNTAINS should not be confused with floating fountains. These surface spray aerators are engineered to provide results, and although they create attractive displays selection should be based off their performance when desiring the benefits of aeration.

A unique mixed flow pumping system delivers aeration when you need it, while stainless steel and high intensity thermoplastic construction will stand up to effluent and brackish water conditions. Offering both function and beauty; these units operate in as little as 30in or 75cm of water and all of the spray patterns in the 1-5HP line are interchangeable. As a matter of fact, if you don't love the pattern we'll trade it out for you at no charge! And, if that isn't enough Otterbine provides an extensive 5-year warranty on our aerating fountains that covers the unit, the panel and the cable. Don't be fooled by other companies claiming to have the same guarantees!

Perfect for any golf course, commercial complex, park or backyard landscape, the beauty of Otterbine's Aerating Fountains can be taken from day to night with the addition of our low voltage, energy efficient LED Fountain Glo™ lighting system.



AERATION LINE

While all our Aerating Fountains provide effective aeration, the simple beauty of our Sunburst, Gemini and Saturn units is created through an open-throat impeller design that allows them to move over three times more water than decorative patterns. The following three systems offer the best solution to those searching for an attractive display with the capability to manage severe aquatic environments.



PATTERN GUARANTEE: Any pattern purchased under the aeration line can be swapped for another pattern within the aeration line.

SUNBURST



60 HZ	1 HP	2 HP	3 HP	5 HP
Spray Height (ft)	4	7	10	11
Spray Diam. (ft)	15	24	30	40
GPM	530	640	775	1,100
Volt/Ph/Amp 3450@60hz	115/1/15 230/1/7.5	230/1/12.4	230/1/14 230/3/8.6 460/3/4.3	230/1/23 230/3/13.4 460/3/7.2
50 HZ	1 HP	2 HP	3 HP	5 HP
Spray Height (m)	1.2	2	2.9	3.2
Spray Diam. (m)	5	7.3	8.6	11.6
m ³ /hr	114.4	138.1	167.2	237.3
Volt/Ph/Amp 2875@50hz	230/1/8.3	230/1/12.6	230/1/13.5 400/3/4	400/3/7

GEMINI



60 HZ	1 HP	2 HP	3 HP	5 HP
Spray Height (ft)	5	9	12	15
Spray Diam. (ft)	10	16	24	34
GPM	555	665	800	1,125
Volt/Ph/Amp 3450@60hz	115/1/15 230/1/7.5	230/1/12.4	230/1/14 230/3/8.6 460/3/4.3	230/1/23 230/3/13.4 460/3/7.2
50 HZ	1 HP	2 HP	3 HP	5 HP
Spray Height (m)	2	2.6	3.5	4.4
Spray Diam. (m)	4	4.7	6.9	9.5
m ³ /hr	119.7	143.5	172.6	242.7
Volt/Ph/Amp 2875@50hz	230/1/8.3	230/1/12.6	230/1/13.5 400/3/4	400/3/7

SATURN



60 HZ	1 HP	2 HP	3 HP	5 HP
Spray Height (ft)	1.5	3	4.5	5
Spray Diam. (ft)	7	11	20	24
GPM	400	480	580	825
Volt/Ph/Amp 3450@60hz	115/1/15 230/1/7.5	230/1/12.4	230/1/14 230/3/8.6 460/3/4.3	230/1/23 230/3/13.4 460/3/7.2
50 HZ	1 HP	2 HP	3 HP	5 HP
Spray Height (m)	.5	.9	1.4	1.5
Spray Diam. (m)	2.1	3.3	6.1	7
m ³ /hr	86.3	103.6	125.1	178
Volt/Ph/Amp 2875@50hz	230/1/6.2	230/1/10.8	230/1/11.6 400/3/3.4	400/3/6

DECORATIVE LINE

Featuring eight patterns that are built upon staged pumping chambers, these systems are designed to create intricate, striking displays. From our single tiered Rocket to our more elaborate Equinox pattern, the decorative line is ideal for those desiring a 'fountain-like' display with the additional benefit of aeration. When strong aeration is needed for severe aquatic environments we recommend combining these decorative systems with any pattern under our aeration line or any unit within the Industrial Aerators section.



PATTERN GUARANTEE: Any pattern purchased under the decorative line can be swapped for any pattern within the decorative line.

TRISTAR



60 HZ	1 HP	2 HP	3 HP	5 HP
Spray Height (ft)	UPPER: 8 MIDDLE: 5 LOWER: 3	UPPER: 12 MIDDLE: 7 LOWER: 4	UPPER: 16 MIDDLE: 11 LOWER: 7	UPPER: 19 MIDDLE: 13 LOWER: 8
Spray Diam. (ft)	UPPER: 2 MIDDLE: 9 LOWER: 13	UPPER: 2 MIDDLE: 10 LOWER: 17	UPPER: 3 MIDDLE: 13 LOWER: 23	UPPER: 3 MIDDLE: 15 LOWER: 27
GPM	150	210	275	400
Volt/Ph/Amp 3450@60hz	115/1/15 230/1/7.5	230/1/12.4	230/1/14 230/3/8.6 460/3/4.3	230/1/23 230/3/13.4 460/3/7.2
50 HZ	1 HP	2 HP	3 HP	5 HP
Spray Height (m)	UPPER: 3 MIDDLE: 1.8 LOWER: 0.9	UPPER: 4 MIDDLE: 2.4 LOWER: 1.2	UPPER: 4.6 MIDDLE: 3.2 LOWER: 2	UPPER: 4.6 MIDDLE: 3.2 LOWER: 2
Spray Diam. (m)	UPPER: 0.6 MIDDLE: 2.7 LOWER: 4	UPPER: 0.6 MIDDLE: 3 LOWER: 5.2	UPPER: 0.9 MIDDLE: 3.8 LOWER: 6.1	UPPER: 0.9 MIDDLE: 3.8 LOWER: 6.1
m ³ /hr	32.4	45.3	59.3	59.3
Volt/Ph/Amp 2875@50hz	230/1/8.3	230/1/12.6	230/1/13.5 400/3/4	400/3/4

PHOENIX



60 HZ	1 HP	2 HP	3 HP	5 HP
Spray Height (ft)	UPPER: 8 LOWER: 4	UPPER: 11 LOWER: 6	UPPER: 15 LOWER: 9	UPPER: 18 LOWER: 10
Spray Diam. (ft)	UPPER: 2 LOWER: 14	UPPER: 2 LOWER: 20	UPPER: 3 LOWER: 28	UPPER: 3 LOWER: 34
GPM	150	210	275	400
Volt/Ph/Amp 3450@60hz	115/1/15 230/1/7.5	230/1/12.4	230/1/14 230/3/8.6 460/3/4.3	230/1/23 230/3/13.4 460/3/7.2
50 HZ	1 HP	2 HP	3 HP	5 HP
Spray Height (m)	UPPER: 3 LOWER: 1.2	UPPER: 4 LOWER: 1.8	UPPER: 4.2 LOWER: 2	UPPER: 4.2 LOWER: 2
Spray Diam. (m)	UPPER: 0.6 LOWER: 5.5	UPPER: 0.6 LOWER: 6.4	UPPER: 0.9 LOWER: 7.2	UPPER: 0.9 LOWER: 7.2
m ³ /hr	32.4	45.3	59.3	59.3
Volt/Ph/Amp 2875@50hz	230/1/8.3	230/1/12.6	230/1/13.5 400/3/4	400/3/4

ROCKET



60 HZ	1 HP	2 HP	3 HP	5 HP
Spray Height (ft)	11-13	17-19	20-22	23-25
Spray Diam. (ft)	5	5	8	8
GPM	110	155	200	290
Volt/Ph/Amp 3450@60hz	115/1/15 230/1/7.5	230/1/12.4	230/1/14 230/3/8.6 460/3/4.3	230/1/23 230/3/13.4 460/3/7.2
50 HZ	1 HP	2 HP	3 HP	5 HP
Spray Height (m)	3.8-4.4	4.9-5.5	5.6-6.2	5.6-6.2
Spray Diam. (m)	1.5	1.5	2.4	2.4
m ³ /hr	23.7	33.4	43.2	43.2
Volt/Ph/Amp 2875@50hz	230/1/8.3	230/1/12.6	230/1/13.5 400/3/4	400/3/4

COMET




60 HZ	1 HP	2 HP	3 HP	5 HP
Spray Height (ft)	9-11	16-18	19-21	21-23
Spray Diam. (ft)	5	5	8	8
GPM	130	185	240	325
Volt/Ph/Amp 3450@60hz	115/1/15 230/1/7.5	230/1/12.4	230/1/14 230/3/8.6 460/3/4.3	230/1/23 230/3/13.4 460/3/7.2
50 HZ	1 HP	2 HP	3 HP	5 HP
Spray Height (m)	2.8-3.4	4.4-5	5.2-6.8	5.2-6.8
Spray Diam. (m)	1.5	1.5	2.4	2.4
m ³ /hr	28	39.9	51.8	51.8
Volt/Ph/Amp 2875@50hz	230/1/8.3	230/1/12.6	230/1/13.5 400/3/4	400/3/4

EQUINOX



60 HZ	1 HP	2 HP	3 HP	5 HP
Spray Height (ft)	10	13	15	20
Spray Diam. (ft)	35	40	58	72
GPM	150	210	275	400
Volt/Ph/Amp 3450@60hz	115/1/15 230/1/7.5	230/1/11.4	230/1/12 230/3/7.6 460/3/4.1	230/1/20 230/3/11.4 460/3/6
50 HZ	1 HP	2 HP	3 HP	5 HP
Spray Height (m)	3	4	4.5	5.3
Spray Diam. (m)	10.5	12	17	18.3
m ³ /hr	32.4	45.3	59.3	59.3
Volt/Ph/Amp 2875@50hz	230/1/8.5	230/1/10.5	230/1/11 400/3/3.5	400/3/3.8



PRODUCT ILLUSTRATION

1. High-tech thermoplastic pumping chambers are staged to allow for easy interchange.
2. Rugged low visibility closed cell foam filled float includes handles and protective pockets for lights when applicable.
3. Industrial strength thermoplastic screen helps keep debris out of the unit.
4. Electrical quick disconnect is part of the upper plate to prevent damage.
5. Mixed flow pumping system achieves maximum pumping capacities.
6. Oil cooled, efficient 3450/2875 RPM custom built motor incorporates a g-type seal to ensure dependability and long life.
7. Corrosion resistant, durable 18 gauge/316 grade stainless steel motor housing.

Complete package is safety tested, approved and listed with ETL and ETL-C. Products for the European Union are also safety tested, approved, and carry CE certification. Minimum operating depth is 30in or 75cm. See www.otterbine.com for product testing and package details.

GENESIS



60 HZ	1 HP	2 HP	3 HP	5 HP
Spray Height (ft)	UPPER: 6 LOWER: 3	UPPER: 10 LOWER: 5	UPPER: 15 LOWER: 6	UPPER: 18 LOWER: 7
Spray Diam. (ft)	UPPER: 8 LOWER: 24	UPPER: 11 LOWER: 32	UPPER: 20 LOWER: 50	UPPER: 24 LOWER: 62
GPM	150	210	275	400
Volt/Ph/Amp 3450@60hz	115/1/15 230/1/7.5	230/1/12.4	230/1/14 230/3/8.6 460/3/4.3	230/1/23 230/3/13.4 460/3/7.2
50 HZ	1 HP	2 HP	3 HP	5 HP
Spray Height (m)	UPPER: 2.1 LOWER: 1.2	UPPER: 3.4 LOWER: 1.5	UPPER: 4.2 LOWER: 1.7	UPPER: 4.2 LOWER: 1.7
Spray Diam. (m)	UPPER: 3 LOWER: 7.6	UPPER: 4 LOWER: 10.7	UPPER: 5 LOWER: 13.7	UPPER: 5 LOWER: 13.7
m ³ /hr	32.4	45.3	59.3	59.3
Volt/Ph/Amp 2875@50hz	230/1/8.3	230/1/12.6	230/1/13.5 400/3/4	400/3/4

OMEGA



60 HZ	1 HP	2 HP	3 HP	5 HP
Spray Height (ft)	8	11	15	18
Spray Diam. (ft)	10	16	21	22
GPM	150	210	275	400
Volt/Ph/Amp 3450@60hz	115/1/15.5 230/1/7.5	230/1/12.4	230/1/14 230/3/8.6 460/3/4.3	230/1/23 230/3/13.4 460/3/7.2
50 HZ	1 HP	2 HP	3 HP	5 HP
Spray Height (m)	2.7	3.1	3.5	3.5
Spray Diam. (m)	3.0	4.1	5.0	5.0
m ³ /hr	32.4	45.3	59.3	59.3
Volt/Ph/Amp 2875@50hz	230/1/8.5	230/1/12	230/1/13.5 400/3/4	400/3/3.8

CONSTELLATION



60 HZ	1 HP	2 HP	3 HP	5 HP
Spray Height (ft)	UPPER: 4 LOWER: 2	UPPER: 6 LOWER: 2	UPPER: 9 LOWER: 3	UPPER: 10 LOWER: 3
Spray Diam. (ft)	UPPER: 9 LOWER: 18	UPPER: 14 LOWER: 28	UPPER: 17 LOWER: 35	UPPER: 18 LOWER: 36
GPM	150	210	275	400
Volt/Ph/Amp 3450@60hz	115/1/15 230/1/7.5	230/1/12.4	230/1/14 230/3/8.6 460/3/4.3	230/1/23 230/3/13.4 460/3/7.2
50 HZ	1 HP	2 HP	3 HP	5 HP
Spray Height (m)	UPPER: 1.2 LOWER: 0.6	UPPER: 1.8 LOWER: 0.6	UPPER: 2.4 LOWER: 0.9	UPPER: 2.4 LOWER: 0.9
Spray Diam. (m)	UPPER: 2.7 LOWER: 5.4	UPPER: 3.7 LOWER: 7.6	UPPER: 4.6 LOWER: 9.6	UPPER: 4.6 LOWER: 9.6
m ³ /hr	32.4	45.3	59.3	59.3
Volt/Ph/Amp 2875@50hz	230/1/8.3	230/1/12.6	230/1/13.5 400/3/4	400/3/4

“There is no doubt that the Otterbine fountains have contributed to the success of the (medical) development”

— Tim Burgess,
Oconee Medical Properties, LLC, Watkinsville, GA

LIGHT SET BY PATTERN & HP



4-Light Set on Constellation Pattern

Pattern	4-Light	6-Light	8-Light*
Sunburst	1HP-5HP		
Gemini	1HP-5HP		
Saturn	1HP-5HP		
Tristar	1HP-5HP		
Omega	1HP-5HP		
Phoenix	1HP-3HP	5HP	
Constellation	1HP-2HP	3HP-5HP	
Rocket	1HP-2HP	3HP-5HP	
Comet	1HP-2HP	3HP-5HP	
Genesis	1HP	2HP	3HP-5HP
Equinox		1HP	2HP-5HP

Add more lights for brighter displays. Refer to chart above for Otterbine's recommended low voltage LED light set by pattern and size. Additional information can be found in the Accessories section under Fountain Glo™ Lighting. *8-Light LED systems require two cable runs.

DEEP WATER CIRCULATION

Otterbine surface aerators provide aeration and circulation by pumping high volumes of water into the air drawing deeper water up through it. Water quality is enhanced throughout the water body and not just at the surface.

DISSOLVED OXYGEN RATES INCREASE
(Test Site: Palm Beach, FL)

Prior to installation of aerators; dissolved oxygen readings were taken at three points in a 10ft (3m) deep pond: At the surface, at 3ft (0.9m), and at 9ft (2.7m).

After one month in operation, dissolved oxygen (D.O.) readings were taken again at each of the three sample points listed above. At each location in the water column, it was realized that D.O. levels had risen 2mg/l. The increase in levels at the deeper depth demonstrates that the aerator draws the deeper water up through the pumping chamber.



OTTERBINE DISCOUNT PROGRAMS

Already own an Otterbine, or maybe you are looking to upgrade from another manufacturer's product? If so, contact us to find out about the discounts we offer where you can receive significant savings off a new aeration/fountain system and all of its accessories.

Learn more about the discounts available by visiting us online at: www.otterbine.com.

INDUSTRIAL AERATORS SURFACE & SUBSURFACE



Otterbine's experience in wastewater treatment is obvious in the performance and results delivered by their surface and subsurface industrial aeration systems. Constructed from stainless steel, thermoplastics and a rugged low speed motor; these systems are built to withstand the demands of severe aquatic environments. Providing over 3.3lbs or 1.5kg of oxygen per horsepower hour and over 900GPM or 198m³/hr, the High Volume unit is the most powerful aeration system available on the market for water management.

Each of our Industrial Aerators can operate in as little as 3ft or 92cm of water and are supported by a comprehensive 3-year warranty. These systems provide unique solutions to managing water quality, from low profile patterns to horizontal mixers and can be used in a variety of applications including; wastewater treatment facilities, marinas, mining operations, food processing, and of course golf courses using effluent water.

For those desiring a decorative display with added aeration, we recommend combining Industrial Aerators with our Aerating Fountains. Learn more on how Otterbine's High Volume, Aspirator and Mixer systems can meet your individual aquatic needs throughout this section and online at www.otterbine.com.



INDUSTRIAL AERATOR | SURFACE

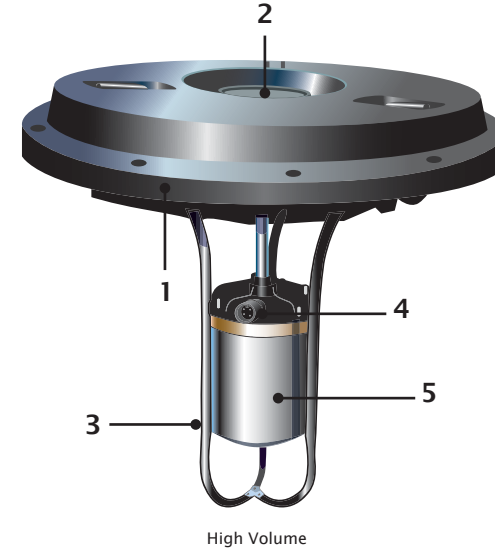
Our most powerful surface spray aerator, the High Volume is ideal for managing severe aquatic environments including effluent and other high nutrient ponds. The unit's dense, low profile pattern also limits evaporation loss making it popular in locations that experience high temperatures or are concerned with drifting sprays.

HIGH VOLUME




60 HZ	1 HP	2 HP	3 HP	5 HP
Spray Height (ft)	1.5	2	3	4.5
Spray Diam. (ft)	4	7	9	11
GPM	920	1,525	2,100	3,000
Volt/Ph/Amp 1725@60hz	115/1/13.4 230/1/6.8	230/1/11.9	230/1/13.5 230/3/8.5 460/3/4.2	230/3/14.4 460/3/7.5
50 HZ	1 HP	2 HP	3 HP	5 HP
Spray Height (m)	.5	.6	.9	1.1
Spray Diam. (m)	1.2	2.3	2.6	3.5
m ³ /hr	198.5	329	453.1	647.2
Volt/Ph/Amp 1425@50hz	230/1/8	230/1/12	230/1/14 400/3/4.2	400/3/7.2


Minimum operating depth is 3ft or 92cm, with and without lights. High voltage lights cannot be used on 5HP High Volumes.




Triton Aspirator



Sub-Triton Aspirator



Triton Mixer



Sub-Triton Mixer

PRODUCT ILLUSTRATIONS

1. Rugged closed cell foam filled low visibility polyethylene float.
2. Precision pitched stainless steel impeller is virtually unbreakable.
3. Protective arms secure motor unit and allow for easy handling.
4. Electrical quick disconnect is part of upper plate to prevent accidental damage.
5. Enclosed in a corrosion resistant, durable 18 gauge/316 grade stainless steel motor housing, the oil-cooled, efficient 1725/1425 RPM custom built motor has dynamically balanced rotors to move high volumes of water.

Complete package is safety tested, approved and listed with ETL and ETL-C. Products for the European Union are also safety tested, approved, and carry CE certification. See www.otterbine.com for product testing and package details.

Like components used throughout Industrial Aerators. High Volume is mounted vertically, while Aspirator and Mixer models are mounted horizontally.

INDUSTRIAL AERATOR | SUBSURFACE

Each of our subsurface industrial aerators are available in floating or subsurface configurations. Our Mixers are ideal for shallow areas and wherever horizontal flow is needed; while the Aspirator transfers oxygen from the water's surface into the water column through a venturi tube, creating no surface spray. These units can be used in combination with any of our other products to create a decorative water feature.

- Mixers Create Horizontal Circulation & are Ideal for Narrow Channels and Shorelines
- Aspirators Infuse Oxygen into Water Column & Eliminate Odors Quickly and Efficiently

MIXERS: TRITON & SUB-TRITON

Available in floating Triton and subsurface Sub-Triton configurations.



60 HZ	1 HP	2 HP	3 HP
Volume (ft ³) Influenced	490,000	980,000	1,470,000
Volt/Ph/Amp 1725@60hz	115/1/12.6 230/1/6.5	230/1/11.5	230/1/13.7 230/3/8.8 460/3/4.2

50 HZ	1 HP	2 HP	3 HP
Volume (m ³) Influenced	12,488	24,976	37,463
Volt/Ph/Amp 1425@50hz	230/1/7.3	230/1/12	230/1/12.5 400/3/4

Minimum operating depth for Tritons is 3ft or 92cm, while Sub-Tritons require 2.5ft or 76cm of water depth.

ASPIRATORS: TRITON & SUB-TRITON

Available in floating Triton and subsurface Sub-Triton configurations.



60 HZ	1 HP	2 HP	3 HP	5 HP
Volume (ft ³) Influenced	210,000	420,000	630,000	1,050,000
Volt/Ph/Amp 1725@60hz	115/1/12.6 230/1/6.5	230/1/11.5	230/1/12.5 230/3/8.7 460/3/4.1	230/3/13.5 460/3/7

50 HZ	1 HP	2 HP	3 HP	5 HP
Volume (m ³) Influenced	5,352	10,704	16,056	26,760
Volt/Ph/Amp 1425@50hz	230/1/7.3	230/1/12	230/1/14.5 400/3/4.3	400/3/6.2

Minimum operating depth for Tritons is 3ft or 92cm, while Sub-Tritons require 2.5ft or 76cm of water depth.

NATURAL & EFFECTIVE SOLUTIONS



Photo & article courtesy of Lely, U.K.

- OBJECTIVE:** Improve water quality to residential aesthetic feature by increasing oxygen levels through aeration in order to eliminate fish kills, eradicate aquatic weeds, and aid with silt reduction.
- PROBLEM:** Residents of housing development started to report alarming number of fish deaths and deterioration in the water quality.
- SOLUTION:** Pond specialist H2O Plants assessed the situation and recommended Otterbine's sub-surface Triton Aspirators to transfer oxygen from the water's surface into the water column and create movement in a previously stagnant water feature.
- TESTIMONIAL:** *"Since the Otterbine's were put in there's been a vast improvement in water quality - the canal is clear and you can see there's movement in there, which has broken up the algae and dispersed the silt."*

— Billy Hancock, Owner
H2O Plants, Essex, United Kingdom

"The system is virtually invisible, stealthily quiet and yet highly effective in maintaining an environmentally healthy and aesthetically pleasing high visibility water feature."

— Chuck Gast, CGCS
Bellerive Country Club, St. Louis, MO



DIFFUSED AERATION

Golf course designers and architects often prefer to keep landscape designs serene and calm. Otterbine provides the perfect system for these applications with their new Air Flo 3 Diffused Aeration System that has no visible pattern. These systems are unique to the Otterbine line as they use quiet on-shore compressors that pump air to diffusers placed at pond bottom. Diffusers then release oxygen throughout the water column creating mass circulation that mixes bottom and top water layers and breaks up thermal stratification resulting in a healthy, clean environment for aquatic habitat.

Air Flo 3 is the most energy efficient system in the Otterbine line and is the ideal water management solution for environments where a pond or lake is used for recreation such as swimming or wading as there are no electrical components in the water. Able to operate at depths from 6ft-40ft or 2m-12m, this diverse subsurface aerator has been independently tested for safety and effectiveness, is constructed of corrosion resistant materials, requires minimal maintenance and includes a 2-year all-inclusive warranty.



AIR FLO 3 DIFFUSED AERATION

The simple design of the Air Flo 3 diffused air system provides a subsurface solution to aerating ponds and lakes while also breaking up thermal stratification. Sometimes referred to as a *bubbler* system, the Air Flo 3 offers quiet operation and versatility in managing ponds and lakes while requiring little to no maintenance.

AIR FLO 3



Available with single or dual disc manifold pads

SYSTEM	# of Compressor(s)	Diffuser Pad(s)	# Discs per Pad	# Disc per System	Volt/Amp/Hz	
AF3-121	1	2	1	2	115/4.7/60 230/2.5/60 220/2.8/50	
AF3-131		3		3		
AF3-141		4		4		
AF3-112		1	2	2		
AF3-122		2		4		
AF3-241	2	4	1	4	115/8.9/60 230/4.7/60 220/5.6/50	
AF3-261		6		6		
AF3-281		8		8		
AF3-222		2	2	4		
AF3-232		3		6		
AF3-242		4		8		
AF3-262		6				12

System AF3-222



PRODUCT ILLUSTRATIONS

- Air Flo 3 Diffused Air Systems incorporate 1/2HP oil-less rocking piston compressors allowing for operating depths up to 40ft or 12m.
- All systems come with self-cleaning 12in (350mm) disc diffuser manifolds (single or dual)
- Diffuser manifold base is constructed of high-density polyethylene plastic and incorporate ballast channels for level sinking of pads during installation.
- Enhanced 18 gauge, 304 stainless steel cabinet construction is corrosion resistant, provides quieter operation and simplified servicing.
- Compact and low profile, cabinet footprint for all systems is 16in x 16in x 20.5in (41cm x 41cm x 52cm)
- Cabinet cooling system includes (2) axial fans that draw air through vented louvers on the front and bottom of the cabinet for complete cabinet air exchange at the rate of 225 times per minute.
- Valve manifolds located inside cabinet allow for future expansion of most Air Flo 3 Systems.
- Cabinet enclosure secured by stainless steel latch that accommodates a locking mechanism.

Complete package is safety tested, approved and listed with ETL and ETL-C. Products for the European Union are also safety tested, approved, and carry CE certification. Minimum operating depth varies, visit www.otterbine.com for product testing and package details.

10HP POLARIS IN
COMMERCIAL PARK





GIANT FOUNTAINS

FIRST IMPRESSIONS DO MATTER, and that is why we designed the Giant Fountain line. This product is often specified by landscape architects for premier locations whenever a dramatic focus to a water feature is desired. The Super Nova can throw water an impressive 90ft or 27m while the Triad offers a beautiful fan like pattern that looks dazzling when lit at night. Resorts, amusement parks, and corporate headquarters select these systems throughout the world based on their beauty, versatility and quality.

The Giant Fountain line allows for shallow operating depths of only 40in or 1m, while larger wheels on the frame improve mobility and eliminate the need for hoists and cranes in most instances. The unit is manufactured from corrosion resistant materials and has a unique screening system that allows debris to be cleaned without taking the

unit from the water. Once installed the high-density polyethylene float can easily be adjusted to minimize float visibility in the water.

Create sensational displays by transforming your Giant Fountain at night with a High Voltage or LED Fountain Glo™ light system available with optional colored lenses and sequencer. Giant Fountains feature an all inclusive 2-year warranty or 3-year warranty when purchased with power monitoring Subtrols. Please visit Otterbine at www.otterbine.com or www.caddetails.com to download specifications and cad drawings for all Otterbine products.



♣EQUINOX & ARIES



TO BE REVEALED
SPRING 2017

NEW PATTERNS in the Giant Fountain
line will be available Spring 2017!
Visit us online for additional details.

♣SUPER NOVA



60 HZ	10 HP	15 HP	25 HP
Spray Height (ft)	55	70	95
Spray Diam. (ft)	1	1	1
GPM	225	350	400
Volt/Ph/Amp 3450@60hz	230/1/35 230/3/30 460/3/15	230/1/67 230/3/44 460/3/22	230/3/70 460/3/35

50 HZ	10 HP	15 HP	25 HP
Spray Height (m)	15.8	20.1	27.4
Spray Diam. (cm)	30	30	30
m ³ /hr	51.1	79.5	90.8
Volt/Ph/Amp 2875@50hz	400/3/16	400/3/24	400/3/40

♣MYSTIC



60 HZ	10 HP	15 HP	25 HP
Spray Height (ft)	40	50	65
Spray Diam. (ft)	6	6	6
GPM	450	500	800
Volt/Ph/Amp 3450@60hz	230/1/47 230/3/30 460/3/15	230/1/67 230/3/44 460/3/22	230/3/70 460/3/35

50 HZ	10 HP	15 HP	25 HP
Spray Height (m)	11.6	14.3	18.9
Spray Diam. (m)	1.8	1.8	1.8
m ³ /hr	102.2	113.5	181.6
Volt/Ph/Amp 2875@50hz	400/3/16	400/3/24	400/3/40

♣POLARIS



60 HZ	10 HP	15 HP	25 HP
Spray Height (ft)	27	30	35
Spray Diam. (ft)	13	8	8
GPM	675	750	1,200
Volt/Ph/Amp 3450@60hz	230/1/44 230/3/30 460/3/15	230/1/67 230/3/44 460/3/22	230/3/70 460/3/35

50 HZ	10 HP	15 HP	25 HP
Spray Height (m)	7	8.5	10.1
Spray Diam. (m)	2.4	2.4	2.4
m ³ /hr	153.2	170.3	272.4
Volt/Ph/Amp 2875@50hz	400/3/16	400/3/24	400/3/40

AQUASTAR



60 HZ	10 HP	15 HP	25 HP
Spray Height (ft)	UPPER: 36 LOWER: 8	UPPER: 40 LOWER: 10	UPPER: 50 LOWER: 12
Spray Diam. (ft)	UPPER: 1 LOWER: 33	UPPER: 1 LOWER: 37	UPPER: 1 LOWER: 42
GPM	225	350	400
Volt/Ph/Amp 3450@60hz	230/1/47 230/3/30 460/3/15	230/1/67 230/3/44 460/3/22	230/3/70 460/3/35

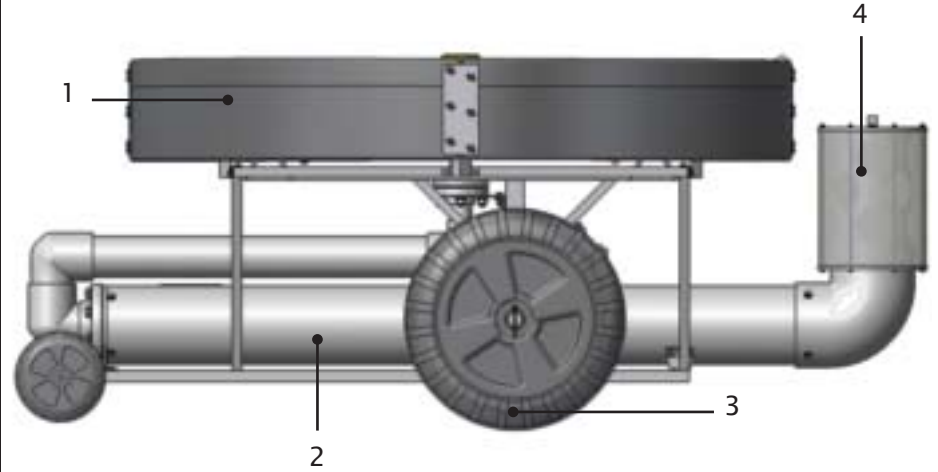
50 HZ	10 HP	15 HP	25 HP
Spray Height (m)	UPPER: 10.4 LOWER: 2.4	UPPER: 11.6 LOWER: 3	UPPER: 14.3 LOWER: 3.7
Spray Diam. (m)	UPPER: 30cm LOWER: 9.4	UPPER: 30cm LOWER: 10.7	UPPER: 30cm LOWER: 12.2
m ³ /hr	51.1	79.5	90.8
Volt/Ph/Amp 2875@50hz	400/3/16	400/3/24	400/3/40

TRIAD



60 HZ	10 HP	15 HP	25 HP
Spray Height (ft)	UPPER: 36 MIDDLE: 18 LOWER: 8	UPPER: 40 MIDDLE: 20 LOWER: 10	UPPER: 50 MIDDLE: 26 LOWER: 12
Spray Diam. (ft)	UPPER: 0.5 MIDDLE: 33 LOWER: 33	UPPER: 0.5 MIDDLE: 37 LOWER: 37	UPPER: 0.5 MIDDLE: 42 LOWER: 42
GPM	300	390	500
Volt/Ph/Amp 3450@60hz	230/1/47 230/3/30 460/3/15	230/1/67 230/3/44 460/3/22	230/3/70 460/3/35

50 HZ	10 HP	15 HP	25 HP
Spray Height (m)	UPPER: 10.4 MIDDLE: 5.2 LOWER: 2.4	UPPER: 11.6 MIDDLE: 5.8 LOWER: 3	UPPER: 14.3 MIDDLE: 7.3 LOWER: 3.7
Spray Diam. (m)	UPPER: 15cm MIDDLE: 9.4 LOWER: 9.4	UPPER: 15cm MIDDLE: 10.7 LOWER: 10.7	UPPER: 15cm MIDDLE: 12.2 LOWER: 12.2
m ³ /hr	68.1	88.5	113.5
Volt/Ph/Amp 2875@50hz	400/3/16	400/3/24	400/3/40



PRODUCT ILLUSTRATION

1. Special polyethylene float allows for easy height adjustment to make it less visible in the water.
2. High quality Grundfos pump and Franklin 3450/2875 RPM motor ensure years of corrosion-resistant, trouble-free run time and no maintenance.
3. Large center wheels assist installation and removal eliminating the need for a crane in most applications.
4. Removable stainless steel intake screen allows for cleaning in the water and protects pump from debris.

Dimensions: 10HP & 15HP = 100in (254cm) x 74in (188cm) x 40in (102cm); 25HP: 120in (305cm) x 90in (229cm) x 40in (102cm).

Complete package is safety tested, approved and listed with ETL and ETL-C. Products for the European Union are also safety tested, approved, and carry CE certification. Minimum operating depth is 40in or 1m. See www.otterbine.com for product testing and package details.



SMALL POND OWNERS FRACTIONAL SYSTEMS

SMALLER PONDS of less than ½ acre provide tremendous beauty and function to both residential and commercial properties. These waterways are often used for everything from water gardening and fishing to retention ponds and storm water basins and are found in many new development projects. However, these bodies of water are unique due to their smaller size and shallow depth and therefore are in great need of oxygen and circulation. Without aeration these small ponds are easily thrown out of ecological balance and can suffer from excessive aquatic vegetation and foul odor.

Based on the needs of the small pond owner, Otterbine developed a fractional horsepower aerating fountain and mixer with interchangeable spray patterns to operate at depths as low as 16in or 41cm. This small but powerful system is able to provide a solution to your water quality management needs, while enhancing the natural habitat for aquatic animals and wildlife.

Enjoy the cascading effects of a water feature day into night with the *Deluxe Package* offered on these systems. Our energy efficient Fountain Glo™ LED light systems are available with colored lens packages.





1/2HP FRACTIONAL SERIES IN
EMMAUS, PENNSYLVANIA

FRACTIONAL SERIES



THE FRACTIONAL SERIES Aerating Fountain and Mixer line is incredibly efficient and versatile as it is easy to handle, lightweight and can be used as both a surface spray system or easily converted to an underwater mixer.

Built on a similar platform to that of our 1HP-5HP aerator and fountain lines, the Fractional Series incorporates the same corrosion resistant materials in the construction to offer a robust unit that will offer years of trouble-free service.

The shallow operating depth makes this unit ideal for backyard ponds, ponds that contend with fluctuating water levels such as retention or detention ponds, canals, and for those with limited budgets who need water quality management.

ENJOY DAY INTO NIGHT! Deluxe Packages include the standard package plus a 2-light LED light set and quick disconnect cable on both the unit and lights.

Visit www.otterbine.com/fractional_series to learn more about this versatile system.



FRACTIONAL SERIES

The Fractional Series offers 5 Systems in 1!

Includes four spray patterns and a horizontal mixer, **Deluxe Systems** available with LED lights.

PRODUCT ILLUSTRATION

1. Includes corrosion resistant adjustable spray impellers/patterns to produce 4 spray patterns, and a horizontal mixer. *[comes assembled as Gemini]*
2. Rugged low visibility foam filled polyethylene float with recessed light pockets.
3. Oil cooled, efficient 3250RPM custom built motor incorporates a silicon carbide single seal to ensure dependability and long life.
4. Corrosion resistant, durable 18 gauge/316 grade stainless steel motor housing.
5. Stainless steel brackets allow for easy conversion between aerating fountain patterns and mixer model.
6. Adjustable discharge angle +/- 8 degrees. *[Mixer model only]*



The **Fractional Series Deluxe** features a low voltage 2-light LED light set with quick disconnect cable on both unit and lights. Maximum cable run on Deluxe units is 150ft (46m) with 16/2 light cable & 300ft (91m) with 12/3 light cable; longer cable options are available.

Complete package is safety tested, approved and listed with ETL and ETL-C. Products for the European Union are also safety tested, approved and carry CE certification. Minimum operating depth is 16in or 41cm. Visit www.otterbine.com for details.

1/2HP 60Hz	GEMINI	HIGH VOLUME	PHOENIX	ROCKET	MIXER
Spray Height (ft)	4	2	UPPER: 10.6 LOWER: 3.8	10.6	n/a
Spray Diam. (ft)	4.5	2.5	UPPER: 4 LOWER: 10.6	3	n/a
GPM	506	435	195	179	n/a*
Volt/Ph/Amp 3250@60hz	115/1/5.6 230/1/2.8	115/1/5.2 230/1/2.6	115/1/6.4 230/1/3.2	115/1/6.4 230/1/3.2	115/1/6 230/1/3


1/2HP 50Hz	GEMINI	HIGH VOLUME	PHOENIX	ROCKET	MIXER
Spray Height (m)	1.2	1	UPPER: 2.8 LOWER: 1	3	n/a
Spray Diam. (m)	1.8	1.4	UPPER: 30cm LOWER: 3	40cm	n/a
m ³ hr	115	99	44	41	n/a*
Volt/Ph/Amp 2750@50hz	230/1/2.8	230/1/2.8	230/1/2.6	230/1/2.6	230/1/2.8

*1/2HP Mixer volume influenced is 245,000ft³ (6938m³) and effectively moves water 115 linear feet (35 linear meters).

GEMINI



HIGH VOLUME



PHOENIX



ROCKET



MIXER



25HP SUPER NOVA WITH
HIGH VOLTAGE LIGHTS IN
THE MIDDLE EAST



ACCESSORIES

Now that you've learned more about our products and have determined the aeration or fountain system for your pond or lake, discover how you can further enhance your water feature with accessories from Otterbine.

FOUNTAIN GLO™ LIGHTING

The addition of fountain lighting is the most common enhancement to our products and can be purchased at any time. Otterbine offers a range of light sets with optional colored lens and sequencing packages available for most systems. When selecting your light system refer to the product recommendations found within this catalog or at www.otterbine.com.

POWER CONTROL CENTER

Otterbine Power Control Centers are included with all North American product packages. The standard panel enclosure is fiberglass, in addition we offer upgrades including custom

panels that combine the controls of multiple systems into one large enclosure. Additional options for panels are available online at www.otterbine.com.

Do you have a unique need due to your aquatic environment? If yes, please call one of our product specialists as we have vast knowledge and offer a variety of accessories to enhance your Otterbine and protect it from nature's elements.



FOUNTAIN GLO™ LIGHTING

WITH OTTERBINE FOUNTAIN GLO™ light systems you can highlight your aeration and fountain displays into the nighttime hours while adding value and security to your property.

Manufactured from corrosion resistant materials, our light systems come with a complete 1-year warranty. We offer the opportunity to customize your light show with optional accessories such as photocell and colored lens; while sequencing packages are available on some systems.

Specially engineered to accentuate the entire pattern, Otterbine does recommend particular light sets per product line for proper illumination; please refer to the individual Fountain Glo™ systems or go to www.otterbine.com to find the one that's best for your system.





PRODUCT ILLUSTRATIONS



MR16 LED Low Voltage
Bulbs: 6.5W (Cool or Warm)



High Voltage
Bulbs: 250W & 500W

LOW VOLTAGE LED LIGHT SYSTEMS



LED low voltage light systems come with an energy efficient 6.5W bulb that is available in a bright white (5700K) or warm white (3000K) lamp. Manufactured from corrosion resistant thermoplastics our LED systems operate off 115V in 60Hz (230V in 50Hz,) and come standard with a cable quick disconnect connection.

Recommended for all 1/2HP - 25HP systems, these systems comply with UL1838 and are CE listed. Giant Fountain LED light sets are only available in 8, 12, & 16 lights.

Lights (6.5W)	2*	2	4	6	8**	12**	16**
Amp Draw	.15	.18	.35	.53	.70	1.06	1.44
Output Electrical Rating	12VDC		15VDC				
Lamp Wattage (Total)	13	13	26	39	52	78	104

Lamp Options	2	4	6	8**	12**	16**
Bright White (Lumens)	970	1,940	2,910	3,880	5,820	7,760
Warm White (Lumens)	700	1,400	2,100	2,800	4,200	5,600

**Used on fractional systems (units less than 1HP.) **Multiple cable runs required (One cable run required for every four lights.) 50Hz amp draw will be half of what is listed in charts.*

HIGH VOLTAGE LIGHT SYSTEMS



Select from either 250 or 500 watt systems to achieve the lighting effect desired for your Otterbine system. Manufactured from stainless steel and brass components, these light systems operate off of 115V in 60Hz (230V in 50Hz,) and are only available hardwired.

Recommended for our Giant Fountain product lines, these systems are ETL & ETL-C approved and can also be used with all SHP products except High Volume.

Lights (250W)	2	3	4
Junction Box	1	1	1
Amp Draw (Total)	4.4	6.6	8.8
Lamp Wattage (Total)	500	750	1000
Candlepower (Total Lumens)	10,000	15,000	20,000

Lights (500W)	4	6	8	12
Junction Box	1	2	2	3
Amp Draw (Total)*	17.6	26.4	35.2	52.8
Lamp Wattage (Total)	2000	3000	4000	6000
Candlepower (Total Lumens)	41,800	62,700	83,600	125,400

50Hz amp draw will be half of what is listed in charts.

POWER CONTROL CENTER



At Otterbine we are dedicated to only offering the safest and most reliable aeration and fountain products available. Exceeding safety requirements in the components and design of our equipment, to the warranties and customer support we provide; the integrity of our power control centers is an integral part of honoring our commitment.

The power control centers offered on North American packages for Aerating Fountains, Industrial Aerators and Giant Fountains come complete with state of the art components that include surge/lightning arrestor,

7-day digital timer (with battery back-up), manual-off-auto switch, external reset and people protection GFCI. (GFCI is not provided on 460V units, an optional EPD can be provided.) Our standard cabinet is a NEMA 4X fiberglass enclosure, while we also offer stainless steel enclosures as an option. Additional panel options include custom panels that allow you to combine controls for multiple systems into one panel, as well as wind controls, photocells, light sets with or without sequencers, phase monitors, and step down transformers. Some of these options not only offer added convenience, but they can improve the efficiency and life of the system's motor. Otterbine as well as regional distributors can provide high quality controls for export markets. Please visit www.otterbine.com/pcc for a complete list of panel components and options.

Feel secure in knowing that Otterbine is one of the only aerator and fountain manufacturers to conduct extensive 3rd party independent safety testing through ETL, ETL-C and carry CE certification. You can trust in Otterbine.

ONLINE RESOURCES

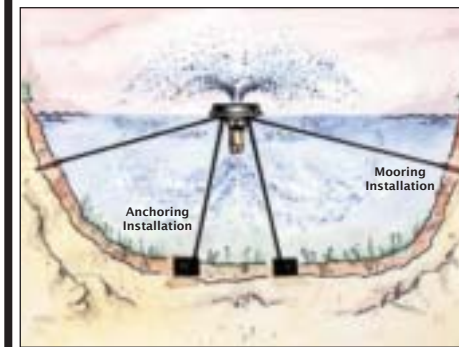
From feature installations to complete specifications and information on water quality management, www.otterbine.com offers many additional resources that can aid in the planning, selection and installation of our products. Additionally, you can follow us online through Facebook, Twitter and YouTube to keep up to date with our most current promotions and product information.

"PICTURE-IT" IN YOUR POND



Having trouble deciding which system to go with? Visit www.otterbine.com and use our "PICTURE-IT" in Your Pond with Otterbine® online app to see how each of our surface spray systems can enhance your pond. Simply upload a photo, set the scale, then select and place patterns. Print or download images for future reference or send to others. Need more help deciding? Let us know and we will be happy to assist!

INSTALLATION



Otterbine aerating fountains, surface spray industrial aerators and fountain units are typically moored from shore to shore or anchored to the bottom of the pond as depicted in the illustration. The power control center is mounted on shore and then insulated underwater cable is run from the power control center to the unit. For more information on installation, please visit our website at www.otterbine.com.



OTTERBINE® BAREBO, INC.
3840 Main Road East, Emmaus, PA 18049, U.S.A.

PHONE: 1-800-AER8TER • 610-965-6018

FAX: 610-965-6050 WEB: www.otterbine.com

