

SATURN AERATING FOUNTAIN SPECIFICATIONS

MODEL: The aerator shall be a floating, surface spray aerator with a full mushroom shaped spray pattern. Spray dimensions are: _____ feet (_____ m) in height, and _____ feet (_____ m) in diameter.

PUMPING CAPACITIES: The primary pumping rate of the unit is _____ GPM (_____ m³/hr) and the secondary or induced circulation rate is _____ GPM (_____ m³/hr).

FLOAT: The float shall be made of seamless, one-piece high-density polyethylene plastic, filled with high density closed cell polyurethane foam. The float shall be capable of providing full floatation if the shell is punctured or cracked. The float shall have protective pockets for lights and handles molded into the bottom for easy handling. Metal floats or those with an internal void for additional ballast are not acceptable.

IMPELLER: The impeller shall be dynamically balanced and die cast from types 304 stainless steel. A type 304 stainless steel bolt and set-screw shall secure the impeller to the motor shaft. Flexible shaft couplings are not acceptable.

MOTOR: The motor shall be a _____ HP, _____ volt, _____ phase, _____ HZ oil-cooled, submersible motor operating at 3450 RPM or 50 Hz operates at 2875 RPM. The service factor shall be 1.15 except for 5HP 1Ph which shall be 1.00. The motor shall operate in a reservoir of Otterbine oil for continuous lubrication of bearings and for efficient transfer of heat through the motor housing wall. Top mounted motors and water-lubricated motors are not acceptable. The rotor shall be dynamically balanced. The winding (stator) wires shall be covered with class F rated insulation designed for complete immersion in oil. The motor shall be attached to a thermoplastic motor base plate. The motor shall be protected against oil and water leakage by a combination of rotary seals, stationary seals, and molded rubber "O" rings. Motor shall be serviceable.


MOTOR HOUSING: The external motor housing shall be a canister formed from deep drawn 316 stainless steel. The motor base plate shall be constructed of 420 Valox thermoplastic. A Valox boss will provide support and protection for the male electrical connector.

FASTENERS: All fasteners are to be metric and type 304 or 316 stainless steel.

ELECTRICAL CONNECTORS: The electrical connectors shall consist of a receptacle and a plug constructed of non-conductive polymers. The system shall create a vacuum seal when connected and have a threaded nut system as a backup. The plug shall have a keyway and be threaded into the motor base plate. The connector system shall be ETL and UL approved.

UNDERWATER POWER CABLE: The power cables shall be type SOOW specifically designed for underwater use. The conductors shall be flexible, stranded bare copper 12, 10 or 8 gauge, triple insulated to resist moisture, cracking, and softening. The outer jacket of the cable shall be a black CPE material. All underwater connections shall be vulcanized. Power cable shall be able to be furnished in unspliced lengths up to one thousand feet (305m) if necessary.

POWER CONTROL CENTER: The electrical components shall be mounted in a NEMA 4X rated enclosure with an externally mounted disconnect switch, and a MANUAL - OFF - AUTO selector switch. The electrical system for all units (115, 208-230, 380-415 & 460V) shall include a non-reversing 600V rated Manual Motor Controller (MMC) with thermal overload and short circuit trip and 24hr timer. 115, 208-230 volt, single and three phase units shall include GFCI (Ground Fault Circuit Interrupter) protection. To operate the GFCI and control circuit on 208-230 volt systems a neutral must be present or an optional control transformer may be supplied. The electrical system



www.otterbine.com/saturn

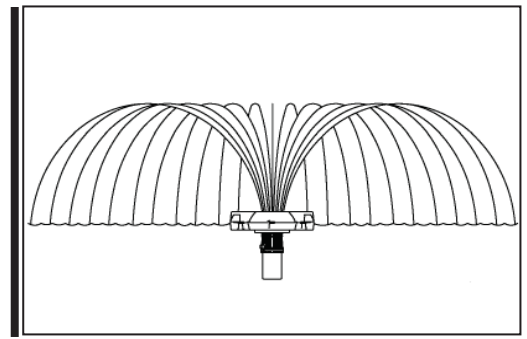
 CADdetails

shall include a lightning arrester, rated for a maximum of 60,000 amperes discharge.

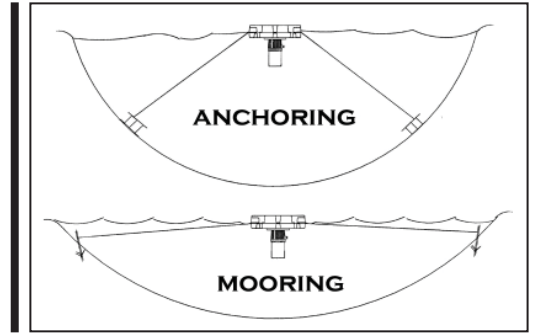
TESTING: A. Safety - The aerator system shall be tested and approved as a unit. Separate component testing not allowed. Unit must be tested by ETL, ETL-C, CE, UL or other accredited testing facilities. B. Performance - Unit must have independent performance testing provided by the University of Minnesota.

WARRANTY: The warranty shall be five years.

ACCEPTABLE MANUFACTURER: This unit shall be an OTTERBINE Saturn Aerating Fountain manufactured by OTTERBINE BAREBO, INC., 3840 MAIN ROAD EAST, EMMAUS, PA 18049 U.S.A.
PH: (610) 965-6018. WEB: www.otterbine.com



CAD Detail: Saturn



Installation Methods

MODEL: SATURN AERATING FOUNTAIN										
Motor	HP	Spray Height ft (m)	Spray Diameter ft (m)	Pumping Rate* GPM (m³/hr)	Electrical Rating	Running Amps	Maximum Cable Gauge/Length (†Additional cable options may be available)			Shipping Weight**
							12AWG/4mm²	10AWG/6mm²	8AWG/10mm²	
3450RPM @ 60Hz	1	1.5ft	7ft	400 GPM	115V 1Ph	15	300/375ft	150ft	250ft	150lbs
					208/230V 1Ph	8.3/7.5	300/375ft	500/600ft	800/975ft	
	2	3ft	11ft	480 GPM	208/230V 1Ph†	13.7/12.4	175/225ft	300/375ft	475/575ft	150lbs
	3	4.5ft	20ft	580 GPM	208/230V 1Ph†	15.5/14	300/375ft	250/325ft	425/525ft	155lbs
					208/230V 3Ph	9.7/8.6	300/375ft	500/625ft	800/975ft	
	5	5ft	24ft	825 GPM	460V 3Ph†	4.3	1000ft	300/375ft	300/375ft	300/375ft
230V 1Ph					23	300/375ft	300/375ft	300ft		
208/230V 3Ph					15.1/13.4	200/250ft	300/400ft	500/625ft		
2875RPM @ 50Hz	1	.5m	2.1	86.3 m³/hr	220V 1Ph	6.2	99m	160m	259m	68kg
	2	.9m	3.3m	103.6 m³/hr	220V 1Ph	10.8	61m	106m	168m	68kg
	3	1.4m	6.1m	125.1 m³/hr	220V 1Ph	11.6	305m	99m	160m	70kg
					380/415V 3Ph†	3.4	305m	305m	305m	
	5	1.5m	7m	178 m³/hr	380/415V 3Ph†	6	236m	305m	305m	73kg

*Induced Circulation is 10X the Pumping Rate. ** Shipping weights are estimates and include unit, power control center and 50ft (15m) of cable. (50Hz units do not receive power control center.) Minimum operating depth is 30in (75cm). 415V and 575V units available upon request. Spray performance and pumping rates are approximate and may vary due to voltage, elevation and relative humidity. Specifications are subject to change.